

COMPANY INFORMATION

SECRETARY

M Lubbe (Mrs)

BUSINESS ADDRESS AND REGISTERED OFFICE

Carpe Diem Office Park
Quantum Street
Techno Park
Stellenbosch
7600

PO Box 456
Stellenbosch
7599

TRANSFER SECRETARIES

Computershare Investor Services (Pty) Limited
70 Marshall Street
Johannesburg
2001

PO Box 61051
Marshalltown
2107

AUDITORS

PricewaterhouseCoopers Inc.
Cape Town

LISTING

JSE Limited
Sector: Industrials – Diversified Industrials

AMERICAN DEPOSITARY RECEIPT (ADR) PROGRAM

Cusip number 75956M107
ADR to ordinary share 1:1

Depository:

The Bank of New York
101 Barclay Street
New York, NY 10286

SPONSOR

Rand Merchant Bank
(A division of FirstRand Bank Limited)

WEBSITE

www.remgro.com

SHAREHOLDERS' INFORMATION

DATES OF IMPORTANCE TO SHAREHOLDERS

Financial year-end	31 March
Annual general meeting	Monday, 17 August 2009
FINANCIAL REPORTS	
Announcement of interim results	November
Interim report	December
Announcement of annual results	June
Annual financial statements	July
DIVIDENDS	
Interim dividend	
– declared	November
– paid	January
Final dividend	
– declared	June
– paid	August
FINAL DIVIDEND NUMBER 18	
Ordinary dividend per share	110 cents
Last day to trade in order to participate in the final dividend	Friday, 14 August 2009
Trading on or after this date will be ex the final dividend	Monday, 17 August 2009
Record date	Friday, 21 August 2009
Payment date	Monday, 24 August 2009

SHAREHOLDERS' INFORMATION

STATISTICS AT 31 MARCH 2009

	2009		2008	
	%	Number of shares	%	Number of shares
MAJOR BENEFICIAL SHAREHOLDERS				
Ordinary shares				
Public Investment Commissioner	15.60	68 544 387	14.22	63 829 870
Other	84.40	370 935 364	85.78	385 173 736
	100.00	439 479 751	100.00	449 003 606
B ordinary shares				
Rembrandt Trust (Pty) Limited	100.00	35 506 352	100.00	35 506 352
Total		474 986 103		484 509 958

No other shareholder held a beneficial interest of more than 5% in the ordinary shares in your Company on 31 March.

	2009	2008	2007	2006
DISTRIBUTION OF SHAREHOLDERS				
Ordinary shares				
<i>Public shareholders</i>				
	41 686	41 832	28 728	30 929
Percentage of shareholders	99.93	99.94	99.90	99.92
Number of shares	430 447 901	433 151 212	432 253 223	440 740 885
Percentage of shares issued	97.94	96.47	96.31	98.20
<i>Non-public shareholders</i>				
Directors and their associates/Share Trust/Treasury shares				
	28	27	29	26
Percentage of shareholders	0.07	0.06	0.10	0.08
Number of shares	9 031 850	15 852 394	16 548 984	8 061 322
Percentage of shares issued	2.06	3.53	3.69	1.80
<i>Number of shareholders</i>	41 714	41 859	28 757	30 955

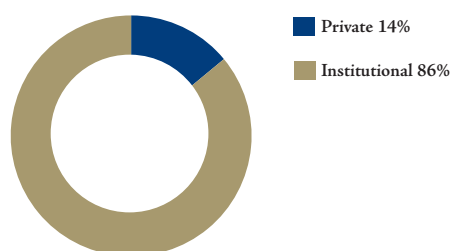
SHAREHOLDERS' INFORMATION

STATISTICS AT 31 MARCH 2009

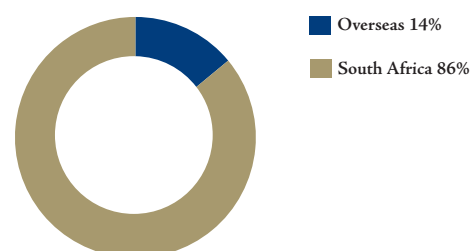
	2009	2008	2007	2006
NUMBER OF SHARES IN ISSUE				
– Ordinary shares of 1 cent each	439 479 751	449 003 606	448 802 207	448 802 207
Issued at 1 April	449 003 606	448 802 207	448 802 207	486 493 650
Issued during the year	–	201 399	–	–
Cancelled during the year	(9 523 855)	–	–	(37 691 443)
– Unlisted B ordinary shares of 10 cents each	35 506 352	35 506 352	35 506 352	35 506 352
Total number of shares in issue	474 986 103	484 509 958	484 308 559	484 308 559
Number of shares held in treasury	(3 500 000)	(11 972 555)	(11 948 372)	(4 473 004)
Ordinary shares repurchased and held in treasury	(3 500 000)	(8 554 019)	(8 554 019)	(1 379 635)
Ordinary shares purchased by The Remgro Share Trust and accounted for as treasury shares	–	(3 418 536)	(3 394 353)	(3 093 369)
	471 486 103	472 537 403	472 360 187	479 835 555
Weighted number of shares	471 798 001	472 052 993	474 123 689	483 154 691

ADDITIONAL INFORMATION (2009)

Institutional and private shareholding in Remgro Limited ordinary shares

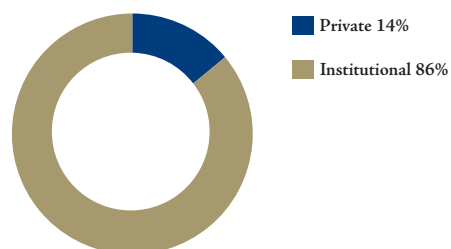


Overseas and local shareholding in Remgro Limited ordinary shares

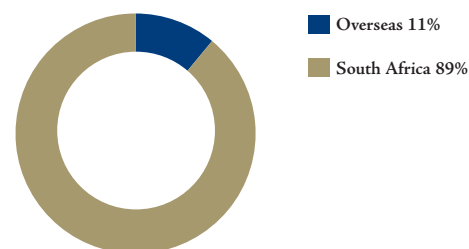


ADDITIONAL INFORMATION (2008)

Institutional and private shareholding in Remgro Limited ordinary shares



Overseas and local shareholding in Remgro Limited ordinary shares



SHAREHOLDERS' INFORMATION

STATISTICS AT 31 MARCH 2009

Interests of the directors in the issued capital of the Company Ordinary shares

Directors	Direct beneficial	Indirect beneficial	Associates	Total
31 March 2009				
P E Beyers	70 024	204 130		274 154
W E Bührmann	255 880			255 880
G D de Jager	57 740			57 740
J W Dreyer		191 130	2 600	193 730
P K Harris		169 118		169 118
E de la H Hertzog	228 245	1 671 903	129 984	2 030 132
J Malherbe	26 826		246 711	273 537
J A Preller	111 059			111 059
F Robertson		5 000		5 000
J P Rupert			916 972	916 972
T van Wyk	131 640		100	131 740
M H Visser	114 164	994 124		1 108 288
H Wessels			4 500	4 500
	995 578	3 235 405	1 300 867	5 531 850

31 March 2008

P E Beyers	70 024	13 000		83 024
W E Bührmann	223 256			223 256
G D de Jager	57 740	108 300		166 040
J W Dreyer			2 600	2 600
P K Harris		169 118		169 118
E de la H Hertzog	228 245	1 671 903	129 984	2 030 132
J Malherbe	26 826		245 011	271 837
J A Preller	75 069			75 069
F Robertson		5 000		5 000
J P Rupert			272 601	272 601
T van Wyk	117 585		100	117 685
M H Visser		715 145		715 145
H Wessels			3 000	3 000
	798 745	2 682 466	653 296	4 134 507

B ordinary shares

Mr J P Rupert is a director of Rembrandt Trust (Pty) Limited which owns all the issued unlisted B ordinary shares.

Since the end of the financial year to the date of this report the interests of directors remained unchanged.