

# COMPANY INFORMATION

## SECRETARY

M Lubbe (Mrs)

## BUSINESS ADDRESS AND REGISTERED OFFICE

Carpe Diem Office Park  
Quantum Street  
Techno Park  
Stellenbosch  
7600

PO Box 456  
Stellenbosch  
7599

## TRANSFER SECRETARIES

Computershare Investor Services (Pty) Limited  
70 Marshall Street  
Johannesburg  
2001

PO Box 61051  
Marshalltown  
2107

## AUDITORS

PricewaterhouseCoopers Inc.  
Cape Town

## LISTING

JSE Limited  
Sector: Industrials – Diversified Industrials

## AMERICAN DEPOSITARY RECEIPT (ADR) PROGRAM

Cusip number 75956M107  
ADR to ordinary share 1:1

## Depository:

The Bank of New York  
101 Barclay Street  
New York, NY 10286

## SPONSOR

Rand Merchant Bank  
(A division of FirstRand Bank Limited)

## WEBSITE

[www.remgro.com](http://www.remgro.com)

# SHAREHOLDERS' INFORMATION

## DATES OF IMPORTANCE TO SHAREHOLDERS

Financial year-end	31 March
Annual general meeting	Thursday, 21 August 2008
<b>FINANCIAL REPORTS</b>	
Announcement of interim results	November
Interim report	December
Announcement of annual results	June
Annual financial statements	July
<b>DIVIDENDS</b>	
Interim dividend	
– declared	November
– paid	January
Final dividend	
– declared	June
– paid	August
<b>FINAL DIVIDEND NUMBER 16</b>	
Ordinary dividend per share	330 cents
Last day to trade in order to participate in the final dividend	Friday, 8 August 2008
Trading on or after this date will be ex the final dividend	Monday, 11 August 2008
Record date	Friday, 15 August 2008
Payment date	Monday, 18 August 2008

# SHAREHOLDERS' INFORMATION

STATISTICS AT 31 MARCH 2008

	2008		2007	
	%	Number of shares	%	Number of shares
<b>MAJOR BENEFICIAL SHAREHOLDERS</b>				
<b>Ordinary shares</b>				
Public Investment Commissioner	14.22	63 829 870	15.68	70 376 263
Old Mutual Life Assurance Company SA	5.35	24 044 096	5.47	24 558 168
Other	80.43	361 129 640	78.85	353 867 776
	100.00	449 003 606	100.00	448 802 207
<b>B ordinary shares</b>				
Rembrandt Trust (Pty) Limited	100.00	35 506 352	100.00	35 506 352
<b>Total</b>		<b>484 509 958</b>		<b>484 308 559</b>

No other shareholder held a beneficial interest of more than 5% in the ordinary shares in your Company on 31 March.

	2008	2007	2006	2005
<b>DISTRIBUTION OF SHAREHOLDERS</b>				
<b>Ordinary shares</b>				
<i>Public shareholders</i>	41 832	28 728	30 929	27 321
Percentage of shareholders	99.94	99.90	99.92	99.91
Number of shares	433 151 212	432 253 223	440 740 885	448 808 224
Percentage of shares issued	96.47	96.31	98.20	92.25
<i>Non-public shareholders</i>				
Directors and their associates/Share Trust/Treasury shares	27	29	26	24
Percentage of shareholders	0.06	0.10	0.08	0.09
Number of shares	15 852 394	16 548 984	8 061 322	37 685 426
Percentage of shares issued	3.53	3.69	1.80	7.75
<i>Number of shareholders</i>	41 859	28 757	30 955	27 345

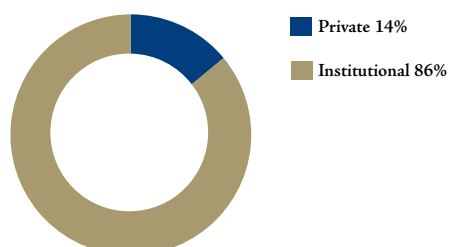
# SHAREHOLDERS' INFORMATION

STATISTICS AT 31 MARCH 2008

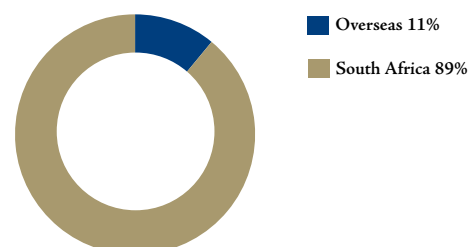
	2008	2007	2006	2005
<b>NUMBER OF SHARES IN ISSUE</b>				
– Ordinary shares of 1 cent each	<b>449 003 606</b>	448 802 207	448 802 207	486 493 650
Issued at 1 April	<b>448 802 207</b>	448 802 207	486 493 650	486 493 650
Issued during the year	<b>201 399</b>	–	–	–
Cancelled during the year	–	–	(37 691 443)	–
– Unlisted B ordinary shares of 10 cents each	<b>35 506 352</b>	35 506 352	35 506 352	35 506 352
Total number of shares in issue	<b>484 509 958</b>	484 308 559	484 308 559	522 000 002
<b>Number of shares held in treasury</b>	<b>(11 972 555)</b>	(11 948 372)	(4 473 004)	(34 903 000)
Ordinary shares repurchased and held in treasury	<b>(8 554 019)</b>	(8 554 019)	(1 379 635)	(30 521 841)
Ordinary shares purchased by The Remgro Share Trust and accounted for as treasury shares	<b>(3 418 536)</b>	(3 394 353)	(3 093 369)	(4 381 159)
	<b>472 537 403</b>	472 360 187	479 835 555	487 097 002
<b>Weighted number of shares</b>	<b>472 052 993</b>	474 123 689	483 154 691	497 292 403

## ADDITIONAL INFORMATION (2008)

### Institutional and private shareholding in Remgro Limited ordinary shares

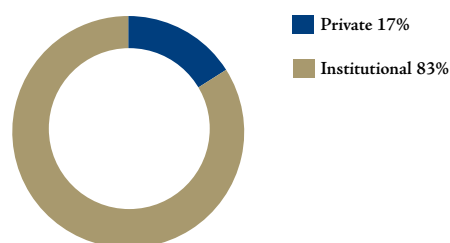


### Overseas and local shareholding in Remgro Limited ordinary shares

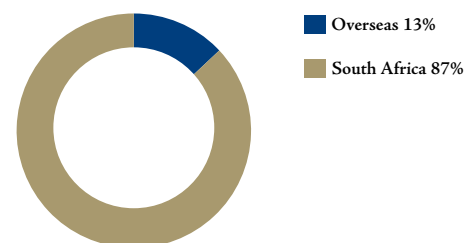


## ADDITIONAL INFORMATION (2007)

### Institutional and private shareholding in Remgro Limited ordinary shares



### Overseas and local shareholding in Remgro Limited ordinary shares



SHAREHOLDERS' INFORMATION  
STATISTICS AT 31 MARCH 2008

**Interests of the directors in the issued capital of the Company**  
**Ordinary shares**

Directors	Direct beneficial	Indirect beneficial	Associates	Total
<b>31 March 2008</b>				
P E Beyers	70 024	13 000	–	83 024
W E Bührmann	223 256	–	–	223 256
G D de Jager	57 740	108 300	–	166 040
J W Dreyer	–	–	2 600	2 600
D M Falck	200	18 133	–	18 333
P K Harris	–	169 118	–	169 118
E de la H Hertzog	228 245	1 671 903	129 984	2 030 132
J Malherbe	26 826	222 511	22 500	271 837
J A Preller	75 069	–	–	75 069
F Robertson	–	5 000	–	5 000
J P Rupert	–	–	2 600	2 600
T van Wyk	117 585	–	100	117 685
M H Visser	–	715 145	–	715 145
	<b>798 945</b>	<b>2 923 110</b>	<b>157 784</b>	<b>3 879 839</b>

**31 March 2007**

P E Beyers	70 024	13 000	–	83 024
W E Bührmann	223 256	–	–	223 256
G D de Jager	38 740	108 300	–	147 040
J W Dreyer	–	–	2 600	2 600
D M Falck	200	18 133	–	18 333
P K Harris	–	169 118	–	169 118
E de la H Hertzog	228 245	1 671 903	129 984	2 030 132
J Malherbe	26 826	222 511	22 500	271 837
J A Preller	75 069	–	–	75 069
F Robertson	–	5 000	–	5 000
J P Rupert	–	–	2 600	2 600
T van Wyk	117 585	–	100	117 685
M H Visser	–	715 145	–	715 145
	<b>779 945</b>	<b>2 923 110</b>	<b>157 784</b>	<b>3 860 839</b>

**B ordinary shares**

Mr J P Rupert is a director of Rembrandt Trust (Pty) Limited which owns all the issued unlisted B ordinary shares.

Since the end of the financial year to the date of this report the interests of directors remained unchanged.