

# SHAREHOLDERS' information

## Statistics at 30 June 2022

|                                       | 30 June 2022 |                    | 30 June 2021 |                  |
|---------------------------------------|--------------|--------------------|--------------|------------------|
|                                       | %            | Number of shares   | %            | Number of shares |
| <b>Major beneficial shareholders</b>  |              |                    |              |                  |
| <b>Ordinary shares</b>                |              |                    |              |                  |
| Public Investment Corporation         | 17.19        | 90 996 741         | 17.43        | 92 226 021       |
| Other                                 | 82.81        | 438 220 266        | 82.57        | 436 990 986      |
|                                       | 100.00       | 529 217 007        | 100.00       | 529 217 007      |
| <b>B ordinary shares</b>              |              |                    |              |                  |
| Rupert Beleggings Proprietary Limited | 100.00       | 39 056 987         | 100.00       | 39 056 987       |
| <b>Total</b>                          |              | <b>568 273 994</b> |              | 568 273 994      |

No other shareholder held a beneficial interest of more than 5% in the ordinary shares of the Company on 30 June 2022.

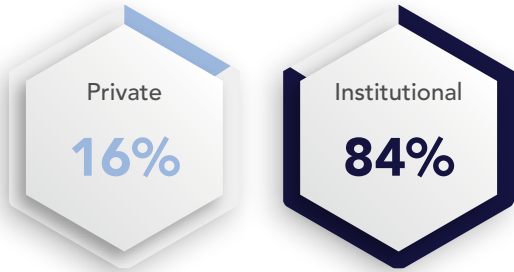
|   | 30 June 2022  | 30 June 2021 | 30 June 2020 | 30 June 2019 |
|---|---------------|--------------|--------------|--------------|
| <b>Distribution of shareholders</b>   |               |              |              |              |
| <b>Ordinary shares</b>  |               |              |              |              |
| <i>Public shareholders</i>  | 43 862        | 42 694       | 51 228       | 54 812       |
| Percentage of shareholders  | 99.92         | 99.90        | 99.92        | 99.91        |
| Number of shares  | 507 156 402   | 508 022 210  | 507 822 981  | 504 306 132  |
| Percentage of shares issued   | 95.83         | 96.00        | 95.96        | 95.29        |
| <i>Non-public shareholders</i>  |               |              |              |              |
| Directors (including major subsidiaries' directors) and their associates/Share Trust/Treasury shares/Prescribed officers/associates of Remgro and/or its major subsidiaries | 37            | 44           | 43           | 48           |
| Percentage of shareholders  | 0.08          | 0.10         | 0.08         | 0.09         |
| Number of shares  | 22 060 605    | 21 194 797   | 21 394 026   | 24 910 875   |
| Percentage of shares issued   | 4.17          | 4.00         | 4.04         | 4.71         |
| <b>Number of shareholders</b>   | <b>43 899</b> | 42 738       | 51 271       | 54 860       |

|  | 30 June 2022       | 30 June 2021 | 30 June 2020 | 30 June 2019 |
|--|--------------------|--------------|--------------|--------------|
| <b>Number of shares in issue</b>                 |                    |              |              |              |
| – Ordinary shares of no par value                | 529 217 007        | 529 217 007  | 529 217 007  | 529 217 007  |
| – Unlisted B ordinary shares of no par value     | 39 056 987         | 39 056 987   | 39 056 987   | 39 056 987   |
| Total number of shares in issue                  | 568 273 994        | 568 273 994  | 568 273 994  | 568 273 994  |
| <b>Number of shares held in treasury</b>         |                    |              |              |              |
| Ordinary shares repurchased and held in treasury | (4 205 497)        | (3 280 163)  | (3 297 213)  | (3 334 936)  |
|  | 564 068 497        | 564 993 831  | 564 976 781  | 564 939 058  |
| <b>Weighted number of shares</b>                 | <b>564 417 614</b> | 564 984 762  | 564 961 299  | 565 619 396  |

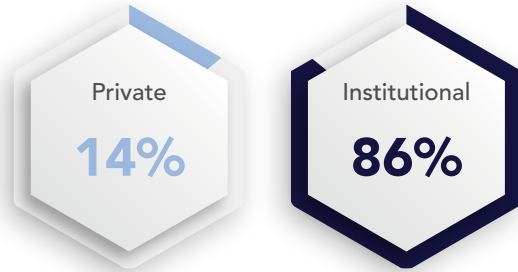
## Additional information

### Institutional and private shareholding in Remgro Limited ordinary shares

2022

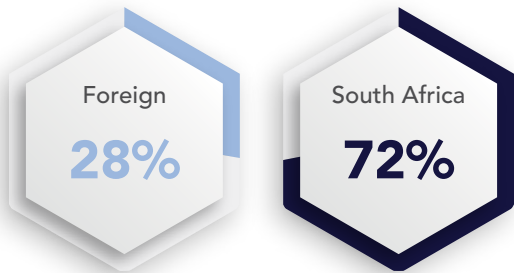


2021

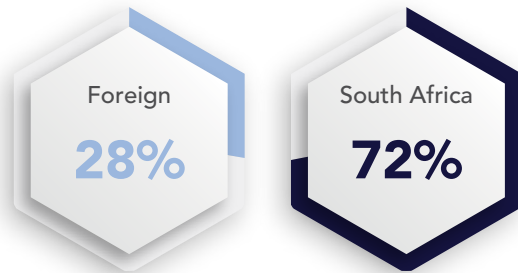


### Foreign and local shareholding in Remgro Limited ordinary shares

2022



2021



## Interests of the directors in the issued capital of the Company

### Ordinary shares

| Directors           | Direct beneficial | Indirect beneficial | Associates        | Total             |
|---------------------|-------------------|---------------------|-------------------|-------------------|
| <b>30 June 2022</b> |                   |                     |                   |                   |
| S E N De Bruyn      | 497               | –                   | –                 | 497               |
| J J Durand          | –                 | 849 376             | 1 650             | 851 026           |
| M Lubbe             | 32 184            | –                   | –                 | 32 184            |
| N P Mageza          | –                 | 296                 | –                 | 296               |
| J Malherbe          | –                 | 1 176 061           | 2 934             | 1 178 995         |
| P J Moleketi        | 1 243             | –                   | 19 718            | 20 961            |
| M Morobe            | –                 | 633                 | –                 | 633               |
| P J Neethling       | –                 | –                   | 7 898 806         | 7 898 806         |
| K S Rantloane       | 57                | –                   | –                 | 57                |
| F Robertson         | –                 | 5 500               | –                 | 5 500             |
| J P Rupert*         | –                 | –                   | 7 553 865         | 7 553 865         |
| N J Williams**      | 25 000            | –                   | 66 000            | 91 000            |
|                     | <b>58 981</b>     | <b>2 031 866</b>    | <b>15 542 973</b> | <b>17 633 820</b> |

\* Messrs J P Rupert and A E Rupert are both directors of an Associate that holds 7 551 005 ordinary shares in Remgro Limited.

\*\* Of Mr N J Williams's shareholding, 25 000 shares have been pledged as collateral for an overdraft facility at a financial institution.

| Directors           | Direct beneficial | Indirect beneficial | Associates        | Total             |
|---------------------|-------------------|---------------------|-------------------|-------------------|
| <b>30 June 2021</b> |                   |                     |                   |                   |
| S E N De Bruyn      | 497               | –                   | –                 | 497               |
| J J Durand          | –                 | 849 376             | 1 650             | 851 026           |
| M Lubbe             | 32 184            | –                   | –                 | 32 184            |
| N P Mageza          | –                 | 296                 | –                 | 296               |
| J Malherbe          | –                 | 1 176 061           | 2 934             | 1 178 995         |
| P J Moleketi        | 1 243             | –                   | 19 718            | 20 961            |
| M Morobe            | –                 | 633                 | –                 | 633               |
| P J Neethling       | –                 | –                   | 7 898 806         | 7 898 806         |
| K S Rantloane       | 57                | –                   | –                 | 57                |
| F Robertson         | –                 | 5 500               | –                 | 5 500             |
| J P Rupert*         | –                 | –                   | 7 553 865         | 7 553 865         |
| N J Williams**      | 25 000            | –                   | 66 000            | 91 000            |
|                     | <b>58 981</b>     | <b>2 031 866</b>    | <b>15 542 973</b> | <b>17 633 820</b> |

\* Messrs J P Rupert and A E Rupert are both directors of an Associate that holds 7 551 005 ordinary shares in Remgro Limited.

\*\* Of Mr N J Williams's shareholding, 25 000 shares have been pledged as collateral for an overdraft facility at a financial institution.

On 30 November 2020, when Mr P K Harris retired, his indirect beneficial holding was 186 030 ordinary shares in Remgro Limited.

### B ordinary shares

Mr J P Rupert is a director of Rupert Beleggings Proprietary Limited which owns all the issued unlisted B ordinary shares.

Since the end of the financial year to the date of this report the interests of the directors remained unchanged.